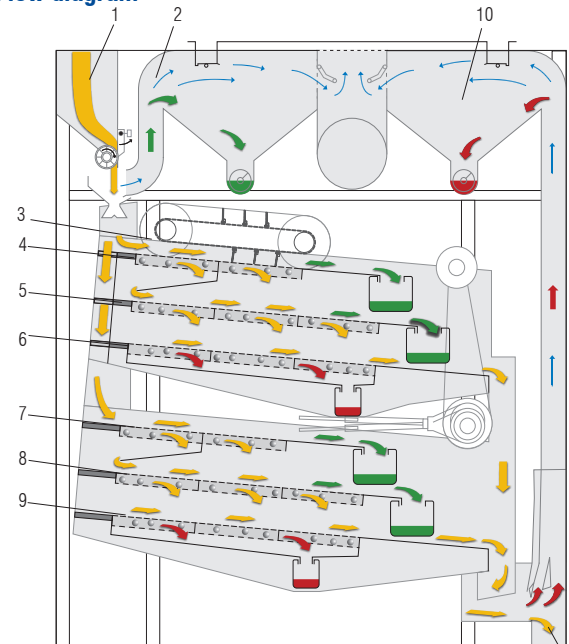




Flow diagram



- | | | |
|--|--|---------------------------|
| 1 - Machine inlet-feeding system | 7 - Screen layer 4 - lower screen shoe | 11 - Main suction channel |
| 2 - Pre-aspiration | 8 - Screen layer 5 - lower screen shoe | |
| 3 - Screen cleaning system | 9 - Screen layer 6 - lower screen shoe | |
| 4 - Screen layer 1 - upper screen shoe | 10 - Expansion chamber for pre- and main suction channel | |
| 5 - Screen layer 2 - upper screen shoe | | |
| 6 - Screen layer 3 - upper screen shoe | | |

The purpose of the **PETKUS U-cleaner** is the high-quality cleaning of grain, pulses, oilseeds and other free flowing products. The cleaner can be used for pre-, intensive and seed cleaning. The high standard of cleaning is achieved by a combination of the screening process and the air aspiration system.

Advantages:

- Very high flexibility due to extensive setting options using product diverters and chutes
- High standard of cleaning and quality
- Simple and quick changing for various applications due to the modular design
- Highly effective cleaning of the screen surface by means of a ball cleaning system, and scraper chains, thus achieving a reduction of the overall machine length
- Also suitable for not free flowing products and sections with high debris

Description:

The product to be cleaned is evenly distributed and fed into the cleaner by an inlet hopper. The product is moved from the inlet hopper into the pre-aspiration. Light rejects, husk and dust are separated here. The product is separated onto the two screen compartments by a product diverter at a ratio of 50:50, vibrating in opposite directions; each one equipped with a scalper screen, and two screen layers. Coarse (scalper and top screen) and light rejects are separated here (bottom screen). The screened product is moved into the final aspiration. The product is sorted by its bulk density and light rejects such as hollow grains, foreign particles and dust are separated here. All screens are cleaned with balls which are placed under the screens. The scalper screens are additionally equipped with a scraper chain.

Construction:

The V-cleaner is equipped with an inlet hopper, one pre-aspiration and one final aspiration with a depositing chamber as well as two screen compartments with three screen layers. The various components of the machine (inlet hopper, screen compartments, fan etc.) are operated by drive motors.

Standard Equipment:

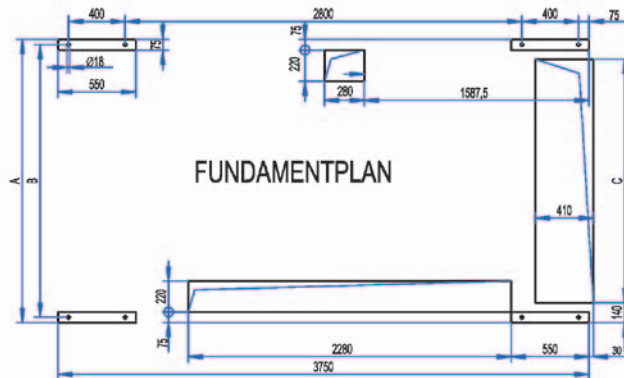
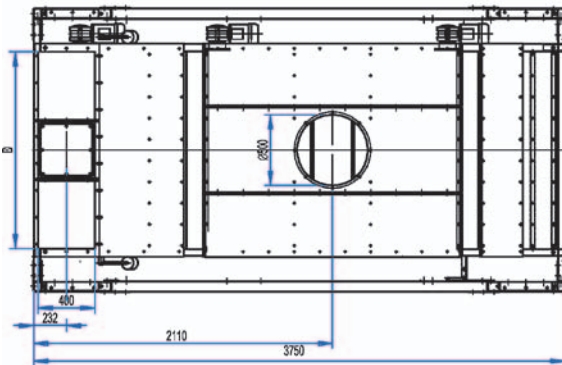
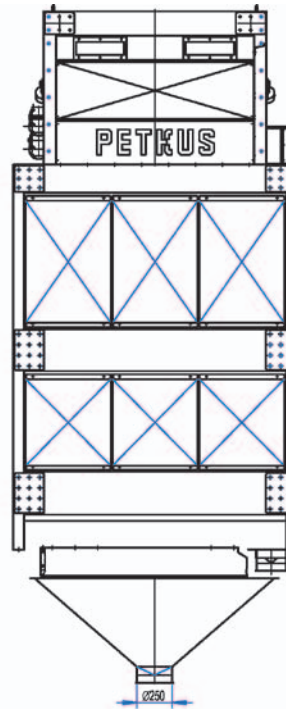
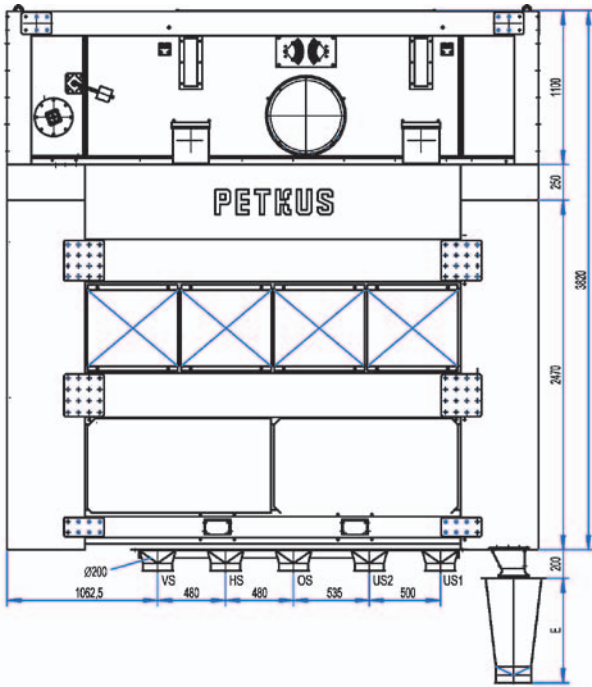
- Bolted housing made of painted sheet steel
- Screen compartments, pre-aspiration and final aspiration made of galvanized sheet steel
- One set of screens for one screening diagram
- Equipment with scraper chains
- Drive units with gear motors

Options:

- Conversion kits (screens and accessories) for various screening diagrams
- Adaptation to specific customer requirements possible any time



Sieve cleaning system - endless chain with plastic removers and rubber balls



Technical Data		V 12	V 15	Technical data		V 12	V 15
Capacity (Wheat)				No. of screen layers			
Pre-cleaning	t/h	120	150	Upper screen shoe	pcs.	3	3
Industrial cleaning	t/h	60	75	Lower screen shoe	pcs.	3	3
Drives				No. of screen layers			
Fan	kW	11.0-15.0	15.0-18.0	Upper screen shoe	pcs.	32	40
Screen shoe	kW	7.5	7.5	Lower screen shoe	pcs.	32	40
Inlet drum	kW	0.37	0.37	Total No. of screen segments	pcs.	64	80
Discharge screw	kW	2 x 0.37	2 x 0.37	Dimensions:			
Cleaning device upper screen	kW	2 x 0.37	2 x 0.37	A	mm	1700	2000
				B	mm	1625	1925
				C	mm	1530	1720
Air volume (Wheat)	m ³ /h	9000	12000	D	mm	1090	1390
				E	mm	740	890
Working width	mm	1200	1500	Revolution	rpm	320	320
				Load, horizontal (FH)	kN	±1.7	±2.2
				Load, vertical (FV)	kN	9.5±2.8	10±3.5
Screen surface	m ²	13.44	16.80	Weight	kg	3450	4150

Technical alteration reserved.